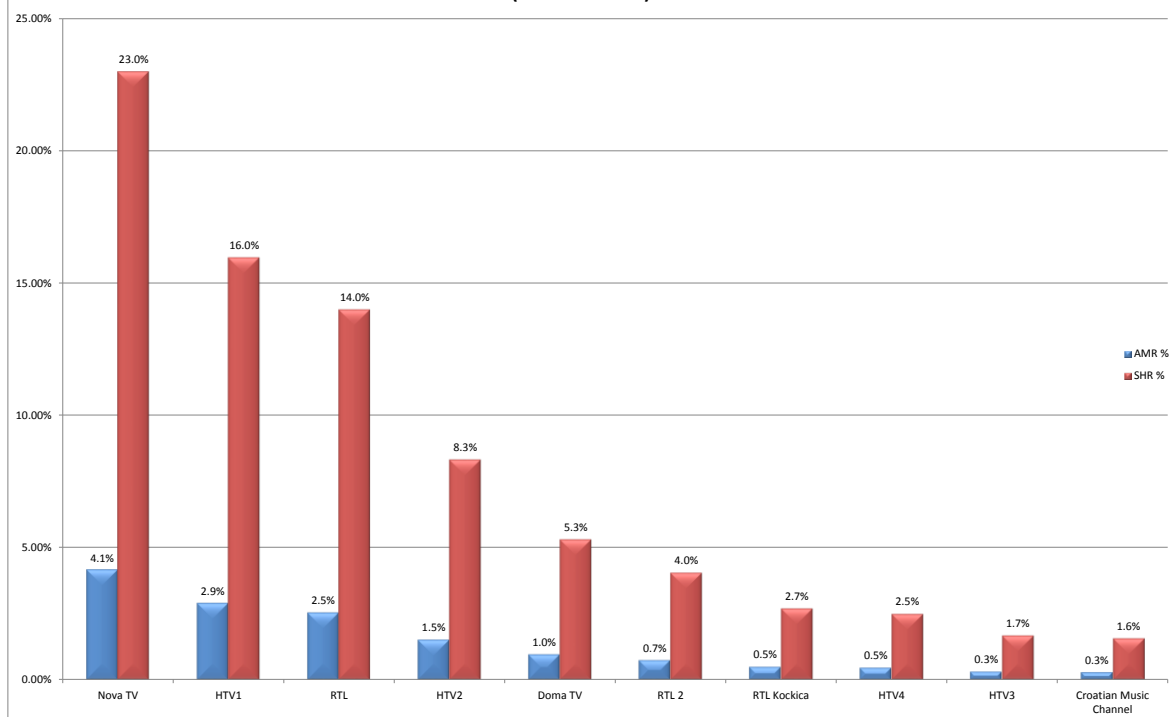


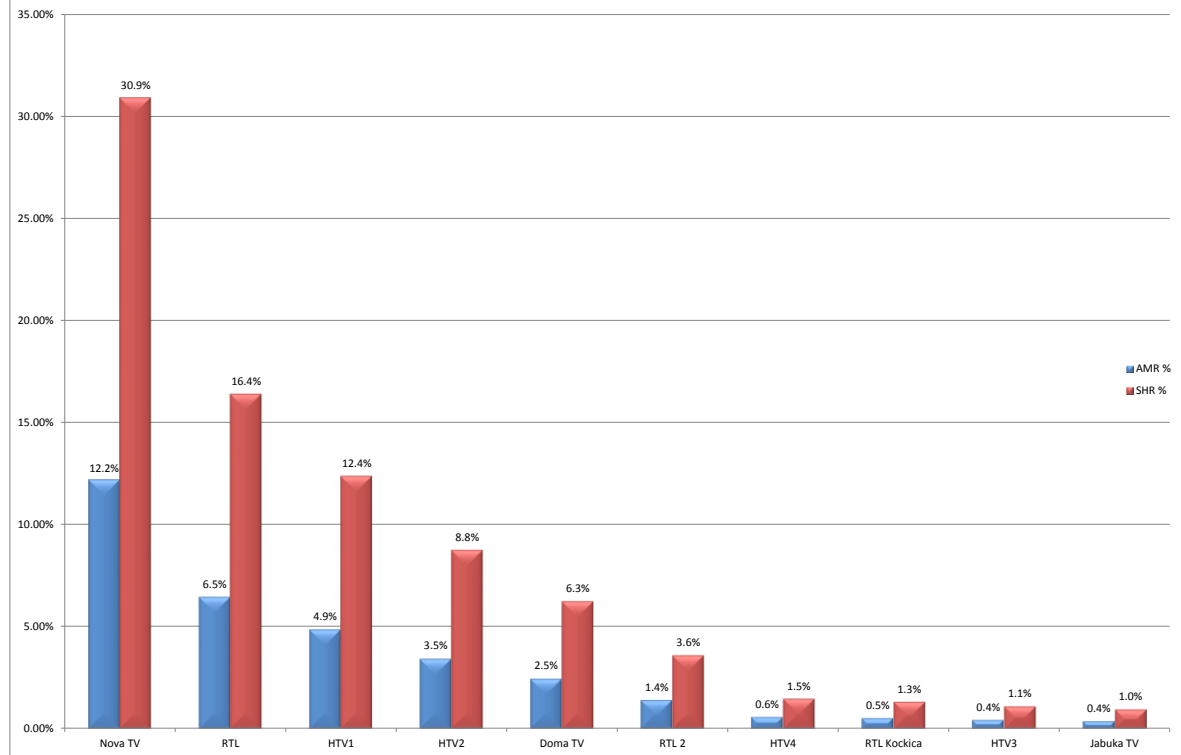
GODINA		2014.		
VREMENSKO RAZDOBLJE		CIJELI DAN		
CILJNA SKUPINA		4+		
RANG	KANALI / VARIJABLA	(r) AMR	AMR %	SHR %
1	Nova TV	170,434	4.14%	22.99%
2	HTV1	118,335	2.88%	15.96%
3	RTL	103,735	2.52%	13.99%
4	HTV2	61,653	1.50%	8.32%
5	Doma TV	39,260	0.95%	5.30%
6	RTL 2	29,927	0.73%	4.04%
7	RTL Kockica	19,925	0.48%	2.69%
8	HTV4	18,372	0.45%	2.48%
9	HTV3	12,386	0.30%	1.67%
10	Croatian Music Channel	11,562	0.28%	1.56%
11	(C) Nickelodeon	7,934	0.19%	1.07%
12	Jabuka TV	4,574	0.11%	0.62%
13	(C) National geographic	4,234	0.10%	0.57%
14	(C) FOX	4,019	0.10%	0.54%
15	(C) Kreator F1	3,935	0.10%	0.53%
16	(C) Fox Life	3,477	0.08%	0.47%
17	(C) TLC	3,007	0.07%	0.41%
18	(C) History Channel	2,908	0.07%	0.39%
19	(C) Discovery	2,819	0.07%	0.38%
20	Mreza TV	2,708	0.07%	0.37%
21	Osjecka televizija	2,453	0.06%	0.33%
22	(C) CineStar TV	2,439	0.06%	0.33%
23	(C) Nat Geo Wild	2,167	0.05%	0.29%
24	Sportska Televizija	2,156	0.05%	0.29%
25	(C) RTL Plus	2,040	0.05%	0.28%
26	(C) Disney Channel	2,024	0.05%	0.27%
27	(C) Klasik TV	1,953	0.05%	0.26%
28	(C) Animal planet	1,713	0.04%	0.23%
29	(C) Fox Crime	1,702	0.04%	0.23%
30	(C) AXN	1,475	0.04%	0.20%
31	(C) Arena Sport 1	1,402	0.03%	0.19%
32	(C) Universal Channel	1,383	0.03%	0.19%
33	(C) Sport Klub	1,337	0.03%	0.18%
34	(C) Viasat History	1,184	0.03%	0.16%
35	(C) 24 Kitchen	1,163	0.03%	0.16%
36	(C) TV 1000	990	0.02%	0.13%
37	(C) Eurosport	951	0.02%	0.13%
38	(C) Eurosport 2	908	0.02%	0.12%
39	(C) Cinestar Action & Thriller	827	0.02%	0.11%
40	(C) 24sata.tv	750	0.02%	0.10%
41	(C) MTV Adria	727	0.02%	0.10%
42	Slavonsko-brodaska Televizija	648	0.02%	0.09%
43	Srce TV	596	0.01%	0.08%
44	Slavonska televizija	588	0.01%	0.08%
45	TV 4R	365	0.01%	0.05%
46	(C) N1	145	0.00%	0.02%

Grafička komparativna analiza gledanosti 10 najgledanijih kanala za vremensko razdoblje cijeli dan (AMR% i SHR%) 4+



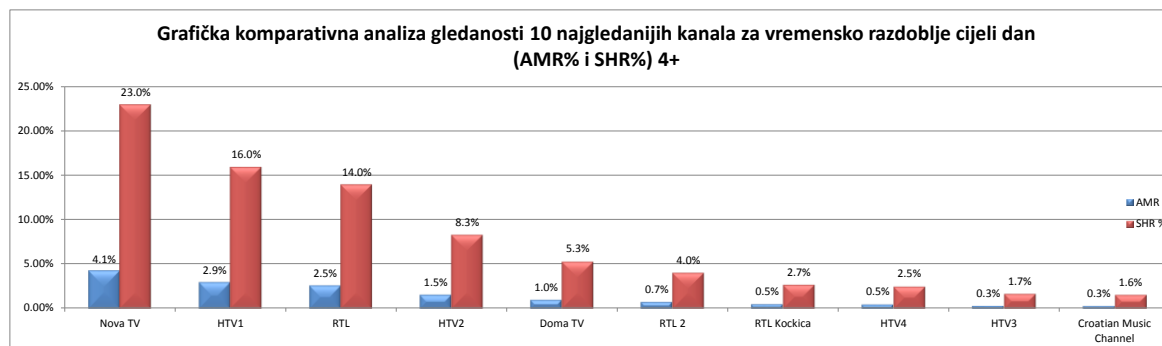
GODINA		2014.		
VREMENSKO RAZDOBLJE		19 - 23H		
CILJNA SKUPINA		4+		
RANG	KANAL (VARIJABLA)	(r) AMR	AMR %	SHR %
1	Nova TV	500,466	12.17%	30.91%
2	RTL	265,665	6.46%	16.41%
3	HTV1	200,712	4.88%	12.40%
4	HTV2	142,105	3.45%	8.78%
5	Doma TV	101,517	2.47%	6.27%
6	RTL 2	58,609	1.42%	3.62%
7	HTV4	23,950	0.58%	1.48%
8	RTL Kockica	21,452	0.52%	1.33%
9	HTV3	17,736	0.43%	1.10%
10	Jabuka TV	15,304	0.37%	0.95%
11	Croatian Music Channel	14,588	0.35%	0.90%
12	(C) Nickelodeon	11,764	0.29%	0.73%
13	Mreza TV	7,343	0.18%	0.45%
14	Osjecka televizija	7,226	0.18%	0.45%
15	(C) National geographic	5,891	0.14%	0.36%
16	(C) FOX	5,880	0.14%	0.36%
17	Sportska Televizija	4,672	0.11%	0.29%
18	(C) Fox Life	4,577	0.11%	0.28%
19	(C) TLC	4,241	0.10%	0.26%
20	(C) CineStar TV	4,200	0.10%	0.26%
21	(C) RTL Plus	3,961	0.10%	0.24%
22	(C) Discovery	3,776	0.09%	0.23%
23	(C) History Channel	3,449	0.08%	0.21%
24	(C) Kreator F1	3,294	0.08%	0.20%
25	(C) Arena Sport 1	3,213	0.08%	0.20%
26	(C) Klasik TV	3,072	0.07%	0.19%
27	(C) Sport Klub	2,464	0.06%	0.15%
28	(C) Disney Channel	2,372	0.06%	0.15%
29	(C) Fox Crime	2,316	0.06%	0.14%
30	(C) Animal planet	2,270	0.06%	0.14%
31	(C) 24 Kitchen	2,236	0.05%	0.14%
32	Srce TV	2,164	0.05%	0.13%
33	(C) AXN	2,093	0.05%	0.13%
34	(C) Nat Geo Wild	2,068	0.05%	0.13%
35	(C) Universal Channel	1,957	0.05%	0.12%
36	(C) TV 1000	1,855	0.05%	0.11%
37	(C) Viasat History	1,752	0.04%	0.11%
38	Slavonsko-brodska Televizija	1,741	0.04%	0.11%
39	Slavonska televizija	1,604	0.04%	0.10%
40	(C) Cinestar Action & Thriller	1,513	0.04%	0.09%
41	(C) Eurosport	1,458	0.04%	0.09%
42	(C) Eurosport 2	1,437	0.03%	0.09%
43	(C) MTV Adria	933	0.02%	0.06%
44	(C) 24sata.tv	845	0.02%	0.05%
45	TV 4R	557	0.01%	0.03%
46	(C) N1	243	0.01%	0.02%

Grafička komparativna analiza gledanosti 10 najgledanijih kanala za vremensko razdoblje od 19 do 23h (AMR% i SHR%) 4+

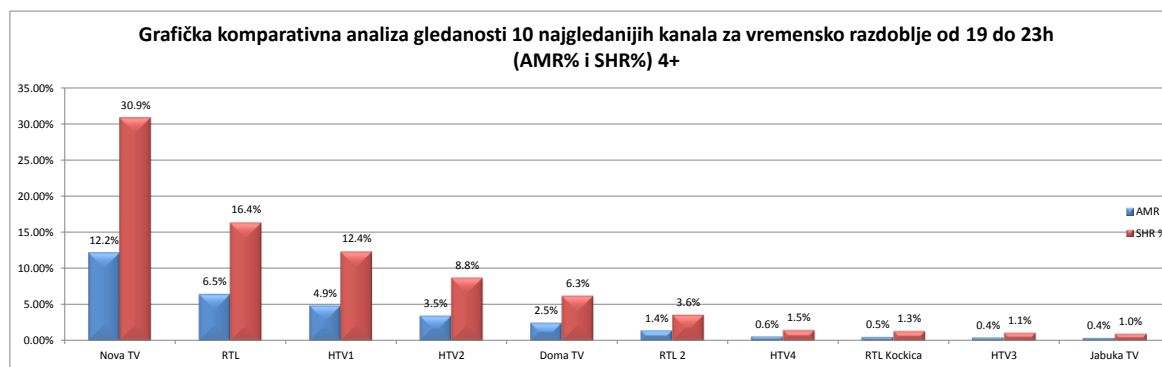


Napomena: Uključeni su kanali koji imaju minimalno 5% prosječnog tjednog coverage-a za 2014. godinu.

GODINA		2014.		
VREMENSKO RAZDOBLJE		CIJELI DAN		
CILJNA SKUPINA		4+		
RANG	KANALI / VARIJABLA	(r) AMR	AMR %	SHR %
1	Nova TV	170,434	4.14%	22.99%
2	HTV1	118,335	2.88%	15.96%
3	RTL	103,735	2.52%	13.99%
4	HTV2	61,653	1.50%	8.32%
5	Doma TV	39,260	0.95%	5.30%
6	RTL 2	29,927	0.73%	4.04%
7	RTL Kockica	19,925	0.48%	2.69%
8	HTV4	18,372	0.45%	2.48%
9	HTV3	12,386	0.30%	1.67%
10	Croatian Music Channel	11,562	0.28%	1.56%
11	Jabuka TV	4,574	0.11%	0.62%
12	Mreza TV	2,708	0.07%	0.37%
13	Osjecka televizija	2,453	0.06%	0.33%
14	Sportska Televizija	2,156	0.05%	0.29%
15	Slavonsko-brodska Televizija	648	0.02%	0.09%
16	Srce TV	596	0.01%	0.08%
17	Slavonska televizija	588	0.01%	0.08%
18	TV 4R	365	0.01%	0.05%



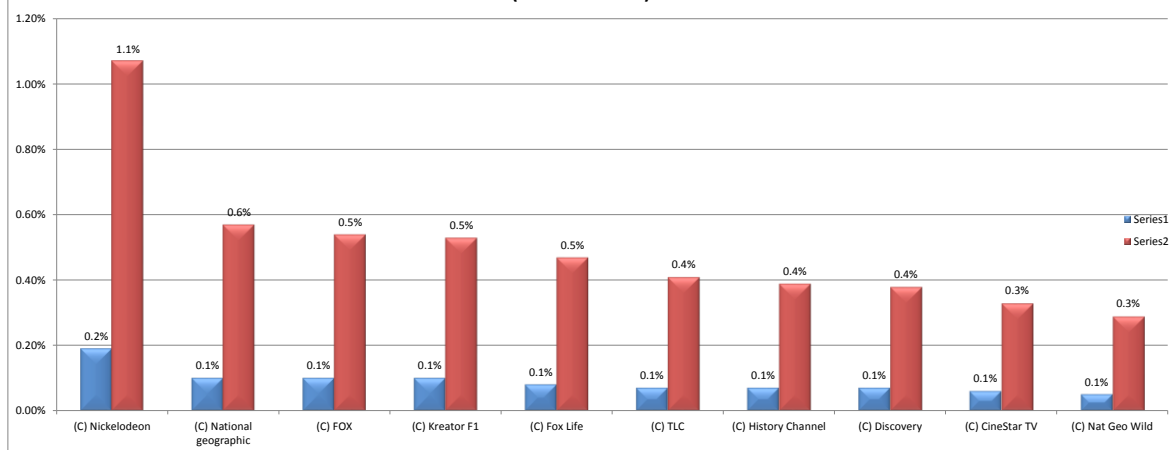
GODINA		2014.		
VREMENSKO RAZDOBLJE		19 - 23H		
CILJNA SKUPINA		4+		
RANG	KANALI / VARIJABLA	(r) AMR	AMR %	SHR %
1	Nova TV	500,466	12.17%	30.91%
2	RTL	265,665	6.48%	16.41%
3	HTV1	200,712	4.88%	12.40%
4	HTV2	142,105	3.45%	8.78%
5	Doma TV	101,517	2.47%	6.27%
6	RTL 2	58,609	1.42%	3.62%
7	HTV4	23,950	0.58%	1.48%
8	RTL Kockica	21,452	0.52%	1.33%
9	HTV3	17,736	0.43%	1.10%
10	Jabuka TV	15,304	0.37%	0.95%
11	Croatian Music Channel	14,588	0.35%	0.90%
12	Mreza TV	7,343	0.18%	0.45%
13	Osjecka televizija	7,226	0.18%	0.45%
14	Sportska Televizija	4,672	0.11%	0.29%
15	Srce TV	2,164	0.05%	0.13%
16	Slavonsko-brodska Televizija	1,741	0.04%	0.11%
17	Slavonska televizija	1,604	0.04%	0.10%
18	TV 4R	557	0.01%	0.03%



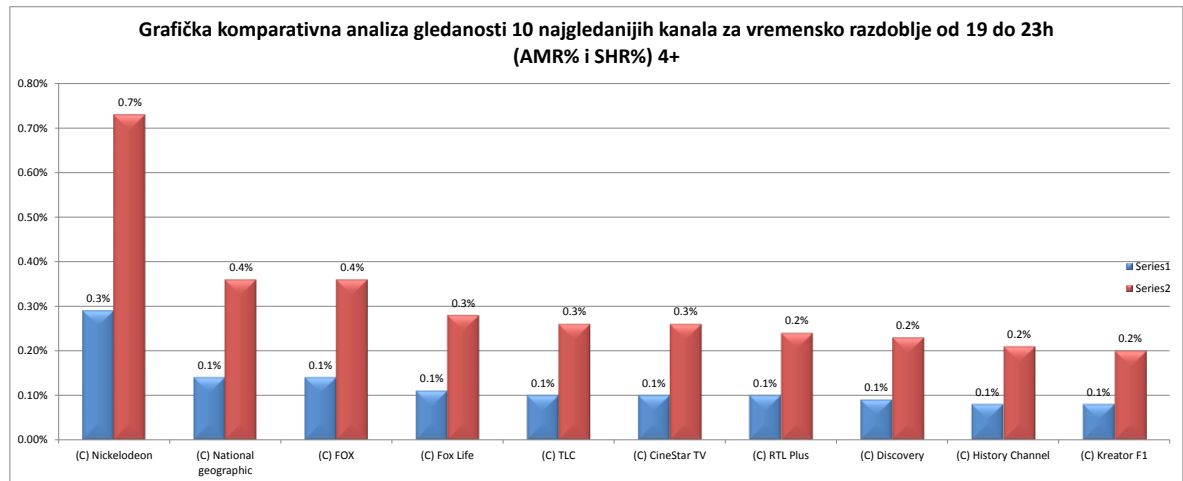
Napomena: Uključeni su kanali koji imaju minimalno 5% prosječnog tjednog coverage-a za 2014. godinu.

GODINA		2014.		
VREMENSKO RAZDOBLJE		CIJELI DAN		
CILJNA SKUPINA		4+		
RANG	KANALI / VARIJABLA	(r) AMR	AMR %	SHR %
1	(C) Nickelodeon	7,934	0.19%	1.07%
2	(C) National geographic	4,234	0.10%	0.57%
3	(C) FOX	4,019	0.10%	0.54%
4	(C) Kreator F1	3,935	0.10%	0.53%
5	(C) Fox Life	3,477	0.08%	0.47%
6	(C) TLC	3,007	0.07%	0.41%
7	(C) History Channel	2,908	0.07%	0.39%
8	(C) Discovery	2,819	0.07%	0.38%
9	(C) CineStar TV	2,439	0.06%	0.33%
10	(C) Nat Geo Wild	2,167	0.05%	0.29%
11	(C) RTL Plus	2,040	0.05%	0.28%
12	(C) Disney Channel	2,024	0.05%	0.27%
13	(C) Klasik TV	1,953	0.05%	0.26%
14	(C) Animal planet	1,713	0.04%	0.23%
15	(C) Fox Crime	1,702	0.04%	0.23%
16	(C) AXN	1,475	0.04%	0.20%
17	(C) Arena Sport 1	1,402	0.03%	0.19%
18	(C) Universal Channel	1,383	0.03%	0.19%
19	(C) Sport Klub	1,337	0.03%	0.18%
20	(C) Viasat History	1,184	0.03%	0.16%
21	(C) 24 Kitchen	1,163	0.03%	0.16%
22	(C) TV 1000	990	0.02%	0.13%
23	(C) Eurosport	951	0.02%	0.13%
24	(C) Eurosport 2	908	0.02%	0.12%
25	(C) Cinestar Action & Thriller	827	0.02%	0.11%
26	(C) 24sata.tv	750	0.02%	0.10%
27	(C) MTV Adria	727	0.02%	0.10%
28	(C) N1	145	0.00%	0.02%

Grafička komparativna analiza gledanosti 10 najgledanijih kanala za vremensko razdoblje cijeli dan (AMR i SHR%) 4+



GODINA		2014.		
VREMENSKO RAZDOBLJE		19 - 23H		
CILJNA SKUPINA		4+		
RANG	KANAL (VARIJABLA)		(r) AMR %	SHR %
1	(C) Nickelodeon	11,764	0.29%	0.73%
2	(C) National geographic	5,891	0.14%	0.36%
3	(C) FOX	5,880	0.14%	0.36%
4	(C) Fox Life	4,577	0.11%	0.28%
5	(C) TLC	4,241	0.10%	0.26%
6	(C) CineStar TV	4,200	0.10%	0.26%
7	(C) RTL Plus	3,961	0.10%	0.24%
8	(C) Discovery	3,776	0.09%	0.23%
9	(C) History Channel	3,449	0.08%	0.21%
10	(C) Kreator F1	3,294	0.08%	0.20%
11	(C) Arena Sport 1	3,213	0.08%	0.20%
12	(C) Klasik TV	3,072	0.07%	0.19%
13	(C) Sport Klub	2,464	0.06%	0.15%
14	(C) Disney Channel	2,372	0.06%	0.15%
15	(C) Fox Crime	2,316	0.06%	0.14%
16	(C) Animal planet	2,270	0.06%	0.14%
17	(C) 24 Kitchen	2,236	0.05%	0.14%
18	(C) AXN	2,093	0.05%	0.13%
19	(C) Nat Geo Wild	2,068	0.05%	0.13%
20	(C) Universal Channel	1,957	0.05%	0.12%
21	(C) TV 1000	1,855	0.05%	0.11%
22	(C) Viasat History	1,752	0.04%	0.11%
23	(C) Cinestar Action & Thriller	1,513	0.04%	0.09%
24	(C) Eurosport	1,458	0.04%	0.09%
25	(C) Eurosport 2	1,437	0.03%	0.09%
26	(C) MTV Adria	933	0.02%	0.06%
27	(C) 24sata.tv	845	0.02%	0.05%
28	(C) N1	243	0.01%	0.02%



Napomena: Ukjučeni su kanali koji imaju minimalno 5% prosječnog tjednog coverage-a za 2014 godinu.